



**District Report Card: 2017**


<b>State:</b> Gujarat	<b>District:</b> Kheda
<b>Class:</b> 8	<b>Subject:</b> Mathematics
<b>Schools:</b> 51	<b>Students:</b> 1358


**Participation/Coverage**


**Students**

<b>GENDER</b> 	Boys		Girls	
	Number	%	Number	%
	754	55.52	604	44.48

<b>AREA</b> 	Rural		Urban	
	Number	%	Number	%
	1179	86.82	179	13.18

<b>CATEGORY</b> 	SC		ST		OBC		GEN	
	Number	%	Number	%	Number	%	Number	%
	53	3.90	27	1.99	1119	82.40	159	11.71

<b>CWSN</b> 	LD	VI	HI	S&LD	ID	Oth
	1	5	0	1	2	5

<b>Management</b> 	Government		Government-aided	
	Number	%	Number	%
	1186	87.33	172	12.67

**Average Performance of Students in Mathematics (%)**

Overall	Gender		Area		Management		Social Group			
	Male	Female	Rural	Urban	Govt.	Aided	SC	ST	OBC	GEN
52.57	50.71	54.89	54.24	41.53	51.89	57.21	50.94	50.62	52.61	53.17

## Performance on Learning Outcomes (LOs)

Learning Outcomes	Description	Average Performance(%)
M601	Solves problems involving large numbers by applying appropriate operations	44.36
M606	Solves problems on daily life situations involving addition and subtraction of fractions / decimals	55.34
M620	Finds out the perimeter and area of rectangular objects in the surroundings like floor of the class room, surfaces of a chalk box etc.	56.59
M621	Arranges given/collected information in the form of table, pictograph and bar graph and interprets them	49.70
M702	Interprets the division and multiplication of fractions	48.53
M705	Solves problems related to daily life situations involving rational numbers	43.30
M706	Uses exponential form of numbers to simplify problems involving multiplication and division of large numbers	53.65
M707	Adds/subtracts algebraic expressions	65.98
M710	Solves problems related to conversion of percentage to fraction and decimal and vice versa	49.85
M717	Finds out approximate area of closed shapes by using unit square grid/graph sheet	45.25
M719	Finds various representative values for simple data from her/his daily life contexts like mean, median and mode	57.97
M721	Interprets data using bar graph	64.04
M801	Generalizes properties of addition, subtraction, multiplication and division of rational numbers through patterns	36.55
M802	Finds rational numbers between two given rational numbers	53.36
M803	Proves divisibility rules of 2, 3, 4, 5, 6, 9 and 11	59.94
M804	Finds squares, cubes, square roots and cube roots of numbers using different methods	55.41
M808	Uses various algebraic identities in solving problems of daily life	64.33
M812	Verifies properties of parallelogram and establishes the relationship between them through reasoning	44.19
M818	Finds surface area and volume of cuboidal and cylindrical object	26.90
M819	Draws and interprets bar charts and pie charts	63.25

Range of Performance of Students who Answered Correctly							
Below 30%		30% - 50%		50% - 75%		Above 75%	
Number	%	Number	%	Number	%	Number	%
321	23.64	325	23.93	403	29.68	309	22.75

## Lowest Performing Learning Outcomes (LOs)

- 1 - Finds surface area and volume of cuboidal and cylindrical object (26.90)
- 2 - Generalizes properties of addition, subtraction, multiplication and division of rational numbers through patterns (36.55)
- 3 - Solves problems related to daily life situations involving rational numbers (43.30)

- 4 - Verifies properties of parallelogram and establishes the relationship between them through reasoning (44.19)
- 5 - Solves problems involving large numbers by applying appropriate operations (44.36)